



## BUILDING A MOVEMENT TOWARD HOME: A SUMMIT ON HOMELESSNESS COMMUNITY CONVERSATIONS

**DATE:** Thursday, October 1, 2015  
**TIME:** 1:45 - 3:30 PM  
**LOCATION:** Modesto Centre Plaza • 1000 L Street • Modesto CA 95354

**INTENTIONS:**

- ▶ Deepen the commitment among participants to get involved
- ▶ Develop shared understanding of next steps

1. **Opening** session 1:45
  - a. Welcome and introductions
  - b. Focus and agenda for the meeting
2. First discussion: A beginning **focus on results**
  - a. Do these results make sense to us?
  - b. What would we add or change?
3. Second discussion: Our **current reality**
  - a. What do we make of our current data?
  - b. What additional data do we need to help us?
4. Third discussion: **Next steps**
  - a. When and where will we meet next?
  - b. What will we do between now and then?
5. **Closing** session
  - a. Assessing this session
  - b. Final reflections
6. **Adjourn** to the last plenary 3:30

**STANISLAUS COUNTY'S MOVEMENT TOWARD HOME  
DRAFT LIST OF RESULTS AND INDICATORS**

**FOR PEOPLE WHO ARE CURRENTLY HOMELESS IN STANISLAUS COUNTY**

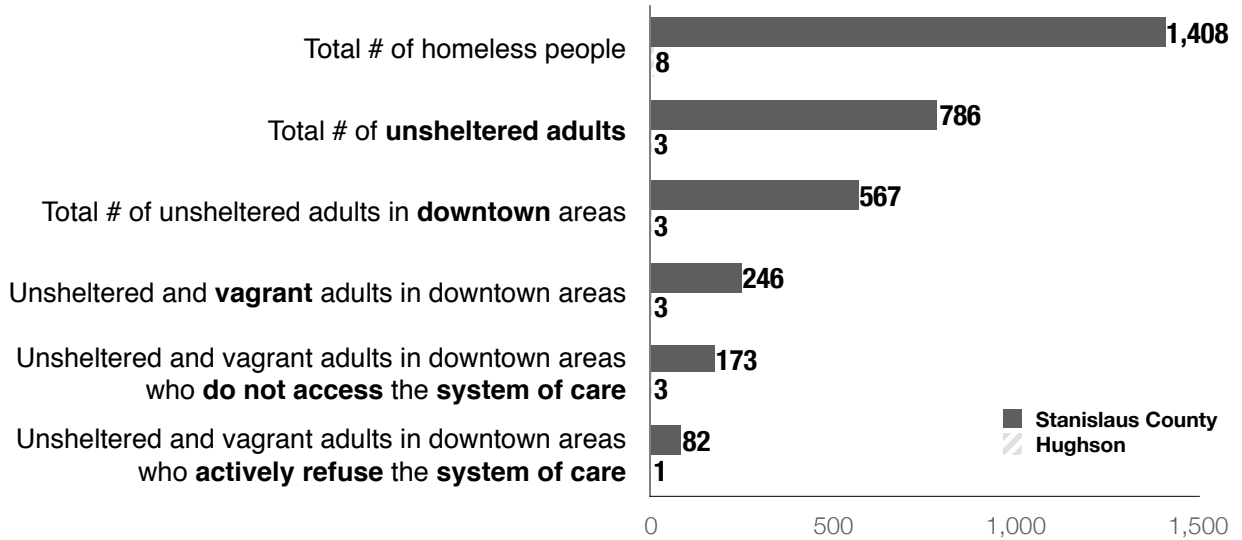
1. Reduce # of people experiencing homelessness in Stanislaus County
  - a. Potential data source: Reduction in HUD point in time counts
  - b. Potential data source: Reduction in local point in time counts
  - c. Potential data source: Reduction in Stanislaus County Office of Education count
  - d. Potential data source: Other data sources TBD
2. Reduce average length of time someone is homeless in Stanislaus County
  - a. Potential data source: Additional question in HUD point in time counts
  - b. Potential data source: Question added to local point in time counts
  - c. Potential data source: Question asked by service providers
3. Increase % of people who are homeless or at risk of homelessness who are accessing resources to improve their wellbeing
  - a. Data sources to be developed and improved to document people who are accessing resources for immediate support—e.g., Food • Shelter • Showers • Clothes • Medications • Other health resources • Income support
  - b. Data sources to be developed and improved to document people who are accessing resources for long-term wellbeing and self-sufficiency—e.g., Job training • Preparations for education • Other
4. Increase % of people who are homeless or at risk of homelessness experiencing improved wellbeing—e.g., permanent housing, employment, improved health, etc.
  - a. Potential data source: Surveys of people who are homeless and at risk of homelessness
  - b. Potential data source: Surveys of service providers who support people who are homeless and/or at risk of homelessness
  - c. Other data sources TBD

**FOR EVERY CITY AND COMMUNITY IN STANISLAUS COUNTY**

5. Improve safety of parks and neighborhoods negatively impacted by people engaging in anti-social and criminal behavior who struggle with homelessness.
6. Decrease occurrences of public anti-social behavior committed by—and toward—people struggling with homelessness
  - a. Potential data source: 911 calls and other public safety data
  - b. Potential data source: Surveys of neighborhood residents and people who are homeless

# Understanding the complexity of homelessness

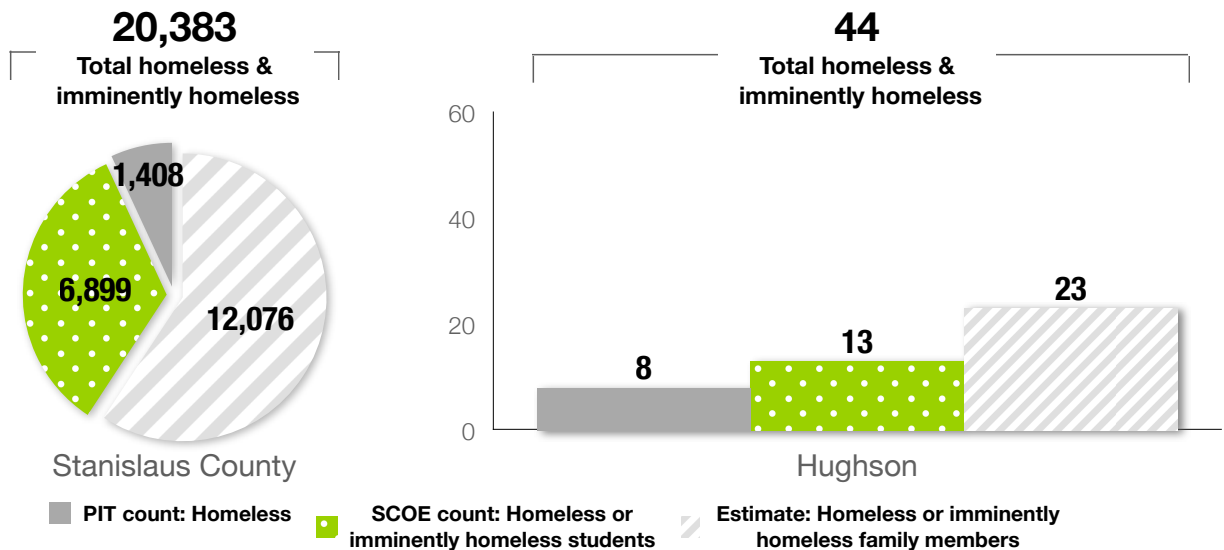
Unpacking the numbers for Hughson: Homelessness • Vagrancy



Source: 2015 Stanislaus County Point-in-Time Count

# Understanding the complexity of homelessness

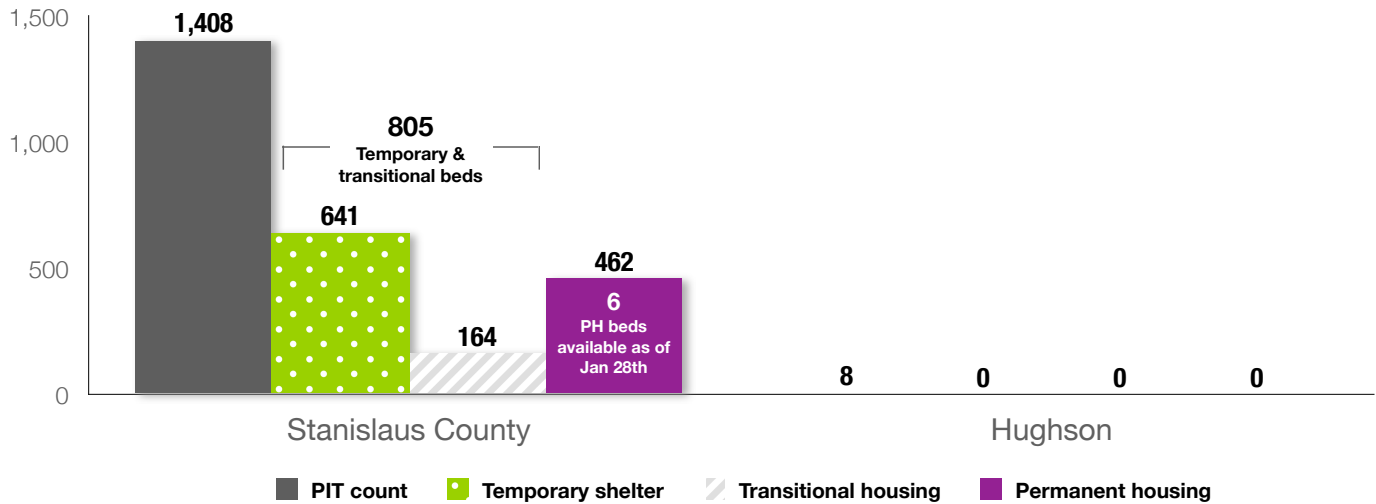
Unpacking the numbers for Hughson: One measure of scope



Sources: 2015 Stanislaus County Point-In-Time Count • 2014-15 Stanislaus County Office of Education Count • U.S. Census Bureau  
 Note: PIT and SCOE counts are not mutually exclusive, so there may be some overlap in the individuals and families counted during each effort.

# Beginning to map available homeless services

Shelter and housing capacity in 2015 for Hughson



Source: 2015 Stanislaus County Housing Inventory Chart  
 Note: The count of available beds is done during the winter when there are likely more beds available compared to the rest of the year.

## Notes about the data

The data shared today is the best we currently have available. One of our major areas of focus over the next year will be to improve the data about the number of people struggling with homelessness, and at risk of becoming homeless. Equally important, we will develop better data to document the resources and resource gaps in our community, and to assess progress toward our priority results.

### Sources of current data:

1. **Housing data:** Defined by the Department of Housing and Urban Development (HUD), this data is compiled every January from interviews and other assessments conducted by housing providers the evening before the unsheltered point-in-time count.
2. **Point-in-Time (PIT) data:** Defined by HUD, this data is annually compiled from interviews and other assessments conducted by volunteers during the last Thursday morning in January.
3. **Stanislaus County Office of Education data:** This data is compiled each year by the Stanislaus County Office of Education for every school in Stanislaus County, including charter schools. We have worked to associate each school's data to a particular city/community in the county. For the specific SCOE definition, please see: <http://www2.ed.gov/policy/elsec/leg/esea02/pg116.html>
4. **For additional information** about this data: Please go to [preventionfocus.net](http://preventionfocus.net)